





































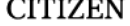




# LEDiL ELISE Connectivity with TE Lumawise LED Holders






# LEDiL®

Reflector and Holder combination	LED Manufacturer	LED	LES diameter (mm)	Dimensions (mm)
 <p>C16827_ELISE-50-S C16828_ELISE-50-M C16829_ELISE-50-W C16830_ELISE-50-VVV</p>	Lumileds 	LUXEON CoB 1202s	6.5	12 x 15 x 1
		LUXEON CoB 1202HD	6.5	12 x 15 x 1
	Nichia 	NTCWT012B-V3 / COB T-Type	6	12 x 15 x 1
		NTCWS024B-V3 / COB S-Type (LES 7)	6.7	12 x 15 x 1
		NJCWS024Z-V1 / COB S-Type (LES 7)	6.7	12 x 15 x 1
		NVNWS007Z-V1 / COB S-Type (LES 6)	5.9	12 x 15 x 1
	Sharp 	Mini Zenigata (GW6BM)	8.8	12 x 15 x 1
Signify 	Fortimo SLM L06 CoB	6.5	12 x 15 x 1	
Toshiba 	COB 1512 Series	8	12 x 15 x 1	
 <p>C16827_ELISE-50-S C16828_ELISE-50-M C16829_ELISE-50-W C16830_ELISE-50-VVV</p>	Citizen 	CLU02x (LES10)	9.8	13.5 x 13.5 x 0.9
		CLU025/CLU027	6	13.5 x 13.5 x 0.9
		CLU700/701/702	6	13.5 x 13.5 x 0.9
		CLU7A2	4.2	13.5 x 13.5 x 0.9
		CLU7B2	3.3	13.5 x 13.5 x 0.9
	Cree 	CMT14xx	9.8	13.5 x 13.5 x 0.9
	Lumileds 	LUXEON CX Plus CoB - HD S04H9	9	13.5 x 13.5 x 0.95
	Luminus 	CXM-9	9.8	13.5 x 13.5 x 0.87
		CXM-6	6.3	13.5 x 13.5 x 0.87
		CXM-3	3.5	13.5 x 13.5 x 0.87
		CXM-4	4.5	13.5 x 13.5 x 0.87
	Osram Opto 	Soleriq S9	9.8	13.5 x 13.5 x 0.9
	Samsung 	LC003D / LC006D / LC009D / LC013D	9.8	13.5 x 13.5 x 1
		LC010C G2	6	13.5 x 13.5 x 1
	Seoul 	ZC-4/6	8.6	13.5 x 13.5 x 0.9
		SAWS0661A / MJT COB LES 6	6	13.5 x 13.5 x 0.85
SAWS1063A / MJT COB LES 9.8		9.8	13.5 x 13.5 x 0.85	

Reflector and Holder combination	LED Manufacturer	LED	LES diameter (mm)	Dimensions (mm)
C16827_ELISE-50-S C16828_ELISE-50-M C16829_ELISE-50-W C16830_ELISE-50-WW  4-2213678-5	Tridonic <b>TRIDONIC</b>	SLE G6 LES10	8.5	13.5 x 13.5 x 0.9
		SLE G7 LES09	9	13.5 x 13.5 x 0.9
	Vossloh-Schwabe	DMC122	10	13.5 x 13.5 x 0.87
	 LIGHTING SOLUTIONS	VCA102	6	13.5 x 13.5 x 0.9
	Xicato <b>XICATO</b>	XOB 9.8 mm	9.8	13.5 x 13.5 x 0.9
 C16823_ELISE-70-S C16824_ELISE-70-M C16825_ELISE-70-W C16826_ELISE-70-WW 4-2325811-2	Lumileds 	LUXEON CoB 1204/1205	13	20 x 24 x 1
		LUXEON CoB 1208	15	20 x 24 x 1
	Sharp <b>SHARP</b>	Mega Zenigata (GW6DME)	16	20 x 24 x 1
	Signify 	Fortimo SLM L13 CoB	13	20 x 24 x 1
		Fortimo SLM L15 CoB	15	20 x 24 x 1
	Toshiba  Leading Innovation >>>	COB 2024	15	20 x 24 x 1
 C16823_ELISE-70-S C16824_ELISE-70-M C16825_ELISE-70-W C16826_ELISE-70-WW 4-2325807-2	Bridgelux 	V13 Gen7	14	19 x 19 x 1
	Citizen <b>CITIZEN</b>	CLU03x	14.5	19 x 19 x 0.9
		CLU720/721	11	19 x 19 x 0.9
	Luminus 	CxM-14	14.5	19 x 19 x 0.87
		CHM-9 XH	9	19 x 19 x 0.87
		CHM-11 XH	11	19 x 19 x 0.87
		CxM-11	11.6	19 x 19 x 0.87
	Osram Opto  Opto Semiconductors	Soleriq S13	13	19 x 19 x 0.9
		Soleriq S15	14.7	19 x 19 x 0.9
	Samsung <b>SAMSUNG</b>	LC016D / LC019D / LC026D / LC033D	14.5	19 x 19 x 1
		LC020C G2	8.5	19 x 19 x 1
	LC030C/040C G2	11.5	19 x 19 x 1	

Reflector and Holder combination	LED Manufacturer	LED	LES diameter (mm)	Dimensions (mm)	
 <p>C16823_ELISE-70-S C16824_ELISE-70-M C16825_ELISE-70-W C16826_ELISE-70-WW</p>	Seoul 	ZC-12/18	14.6	19 x 19 x 0.9	
		SAWx1566A / MJT COB LES 14.5	14.5	19 x 19 x 0.85	
		SAWx1564A / MJT COB LES 14.5	14.5	19 x 19 x 0.85	
	Tridonic 	SLE G6 LES15	13.5	19 x 19 x 0.9	
		SLE G6 LES17	15.5	19 x 19 x .09	
		SLE G7 LES13	13	19 x 19 x .09	
		SLE G7 LES15	15	19 x 19 x .09	
  <p>C16823_ELISE-70-S C16824_ELISE-70-M C16825_ELISE-70-W C16826_ELISE-70-WW</p>	Citizen 	CLU03x	14.5	19 x 19 x 0.9	
		CLU720/721	11	19 x 19 x 0.9	
		CLU712	8.5	19 x 19 x 0.9	
	Cree 	CMT19xx	14.5	19 x 19 x 0.9	
		Luminus 	CxM-14	14.5	19 x 19 x 0.87
			CHM-9 XH	9	19 x 19 x 0.87
			CHM-11 XH	11	19 x 19 x 0.87
	CxM-11	11.6	19 x 19 x 0.87		
		Tridonic 	SLE G7 LES13	13	19 x 19 x 0.9
	SLE G7 LES15		15	19 x 19 x 0.9	
	  <p>C16819_ELISE-110-S C16820_ELISE-110-M C16821_ELISE-110-W C16822_ELISE-110-WW</p>	Bridgelux 	V22 Gen7	22.6	28 x 28 x 1
Citizen 		CLU04x	22	28 x 28 x 0.9	
		CLU730/731	13	28 x 28 x 0.9	
Cree 		CMT28xx	22	28 x 28 x 0.9	
LG 		COB 40W/60W	22.5	28 x 28 x 0.82	
Lumileds 		LUXEON CoB 1211	18.5	28 x 28 x 1	
		LUXEON CoB 1216/1812	23	28 x 28 x 1	
Luminus 		CxM-22	22	28 x 28 x 0.87	
		CHM-14 XH	13.5	28 x 28 x 0.87	

Reflector and Holder combination	LED Manufacturer	LED	LES diameter (mm)	Dimensions (mm)
C16819_ELISE-110-S C16820_ELISE-110-M C16821_ELISE-110-W C16822_ELISE-110-WW	Samsung <b>SAMSUNG</b>	LC040D / LC060D / LC080D	22	28 x 28 x 1
	Seoul 	ZC25/40	22.6	28 x 28 x 0.9
		SAWS226AA / MJT COB LES 22	22	28 x 28 x 0.85
	Signify 	Fortimo SLM L19 CoB	19	28 x 28 x 1
		Fortimo SML 23 CoB	23	28 x 28 x 1
	Toshiba <b>TOSHIBA</b> Leading Innovation >>>	COB 2828 Series	22	28 x 28 x 1
	Vossloh-Schwabe 	DMS120	17	28 x 28 x 1
		DMS12C/18B	20	28 x 28 x 1
	Xicato <b>XICATO</b>	XOB 23 mm	23	28 x 28 x 0.9



# ELISE

The easy connect reflector  
for retail lighting