

TINA

Ø16.1 mm TIR-lenses for linear lighting, museums, reading lights, compact torches and head lamps compatible with up to 3535 size LED packages

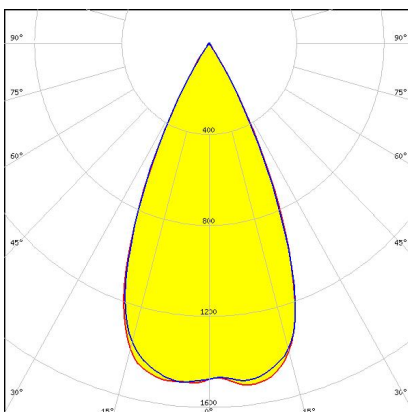
TINA is a versatile family of single Ø16.1 mm lenses consisting of TINA, TINA2 and TINA3 subfamilies. All subfamilies have the same dimensions and come preassembled in lightweight, durable holders - available with or without pins at distance of 8.6 or 6.6 mm - with fastening tape that makes their installation fast and easy. TINA family has a wide selection of beams from narrow to wide flood.

TINA-SC2

Variant compatible with SOLDER-CLIP-2

PRODUCTS:

LP20186_TINA-SC2-W

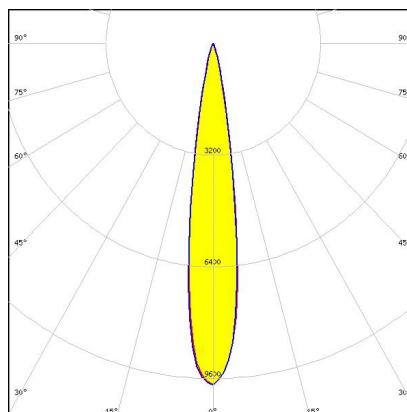


Dimensions: mm x mm

Height: mm

~50° wide beam. Assembly with black SC2-holder.

LP20189_TINA-SC2-RS-WHT

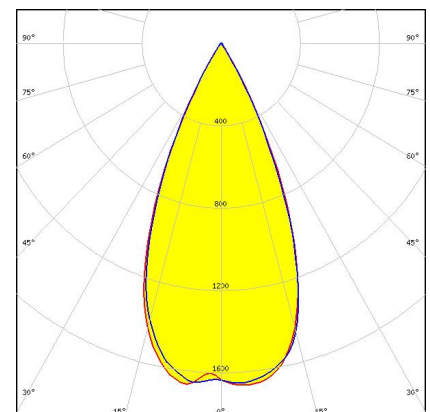


Dimensions: mm x mm

Height: mm

~13° spot beam. Assembly with white SC2 holder.

LP20192_TINA-SC2-W-WHT



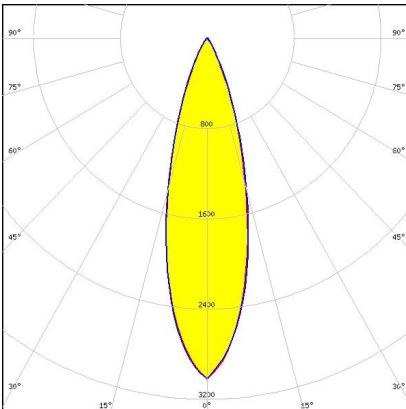
Dimensions: mm x mm

Height: mm

~50° wide beam. Assembly with white SC2-holder.

PRODUCTS:

LP20185_TINA-SC2-M

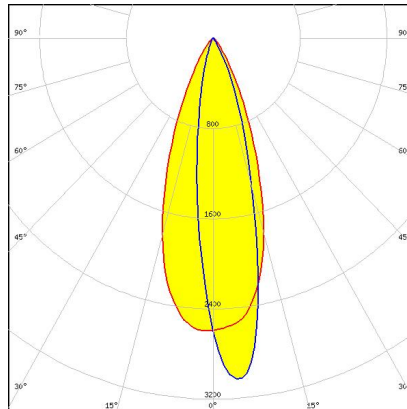


Dimensions: mm x mm

Height: mm

~30° medium beam. Assembly with black SC2 holder.

LP20188_TINA-SC2-O-WAS

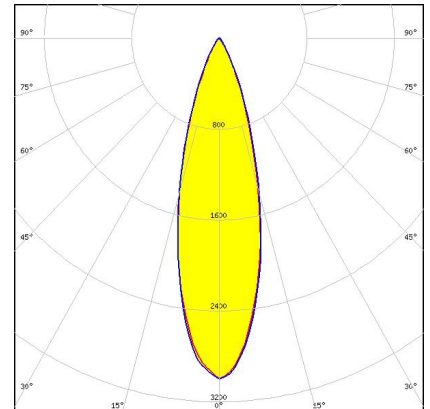


Dimensions: mm x mm

Height: mm

Oval beam for wall-washing. Assembly with black SC2 holder.

LP20191_TINA-SC2-M-WHT

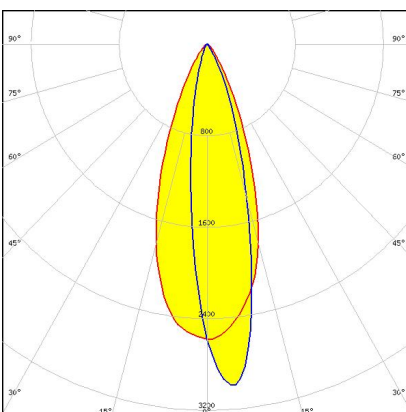


Dimensions: mm x mm

Height: mm

~30° medium beam. Assembly with white SC2 holder.

LP20194_TINA-SC2-O-WAS-WHT

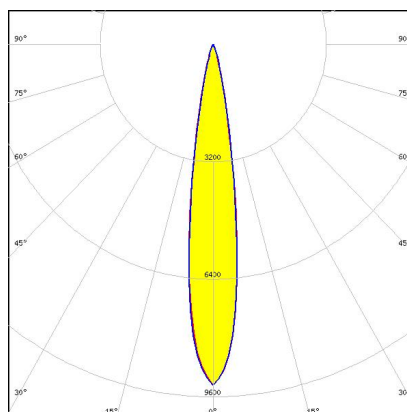


Dimensions: mm x mm

Height: mm

Oval beam for wall-washing. Assembly with white SC2 holder.

LP20184_TINA-SC2-D

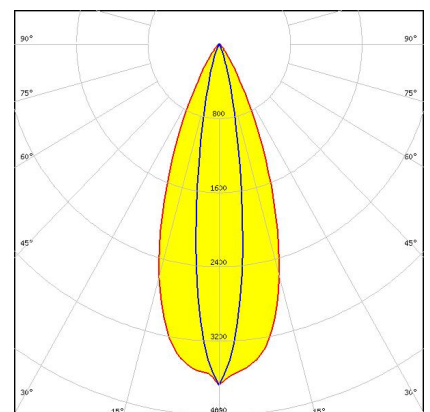


Dimensions: mm x mm

Height: mm

~16° diffused spot beam. Assembly with black SC2 holder.

LP20187_TINA-SC2-O



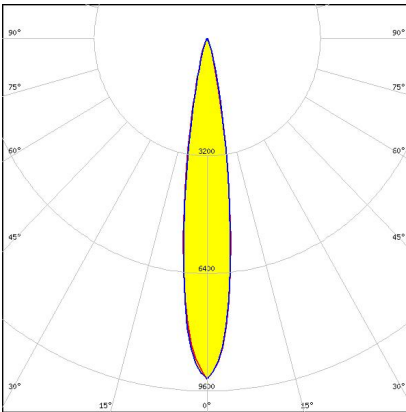
Dimensions: mm x mm

Height: mm

~35° x 15° oval beam. Assembly with black SC2 holder.

PRODUCTS:

LP20190_TINA-SC2-D-WHT

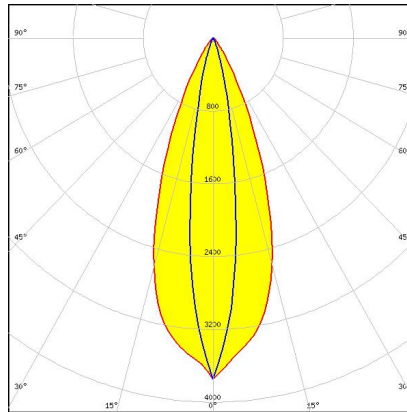


Dimensions: mm x mm

Height: mm

~16° diffused spot beam. Assembly with white SC2 holder.

LP20193_TINA-SC2-O-WHT

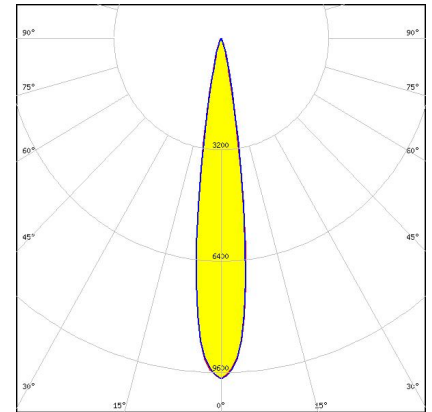


Dimensions: mm x mm

Height: mm

~35° x 15° oval beam. Assembly with white SC2 holder.

LP20183_TINA-SC2-RS



Dimensions: mm x mm

Height: mm

~13° spot beam. Assembly with black SC2 holder.

GENERAL INFORMATION:

NOTE: The typical beam angle will be changed by different color, chip size and chip position tolerance. The typical total beam angle is the full angle measured where the luminous intensity is half of the peak value.

MATERIALS:

As part of our continuous research and improvement processes, and to ensure the best possible quality and availability of our products, LEDiL reserves the right to change material grades without notice.

PRODUCT DATA USER AGREEMENT AND DISCLAIMER:

The measured data in the provided downloadable LEDiL Product Datasheets and Mechanical 2D-Drawings is rounded and provided as reference for planning. LEDiL Oy's optical specifications have been verified by conducting performance testing of the products in accordance with the company's quality system. The reported data are averaged results of multiple measurements with typical variation. LEDiL Oy reserves the right to without prior notification make changes and improvements to its products.

LEDiL Oy assumes neither warranty, nor guarantee nor any other liability of any kind for the contents and correctness of the provided data. The provided data has been generated with highest diligence but the provided data may in reality not represent the complete possible variation range of all intrinsic parameters. Therefore, in certain cases a deviation from the provided data could occur.

LEDiL Oy reserves the right to undertake technical changes of its products without further notification which could lead to changes in the provided data. LEDiL Oy assumes no liability of any kind for the possible deviation from any provided data or any other damage resulting from the usage of the provided data.

The user agrees to this disclaimer and user agreement with the download or usage of the provided files.

LEDiL Oy

Joensuunkatu 7
FI-24100 SALO
Finland

LEDiL Inc.

228 West Page Street
Suite D
Sycamore IL 60178
USA

Ledil Optics Technology (Shenzhen) Co., Ltd.

405 , Block B
Casic Motor Building
Shenzhen 518057
P.R.CHINA

Local sales and technical support

[www.ledil.com/
where_to_buy](http://www.ledil.com/where_to_buy)

Shipping locations

Poznan, Poland
Hong Kong, China

Distribution Partners

[www.ledil.com/
where_to_buy](http://www.ledil.com/where_to_buy)