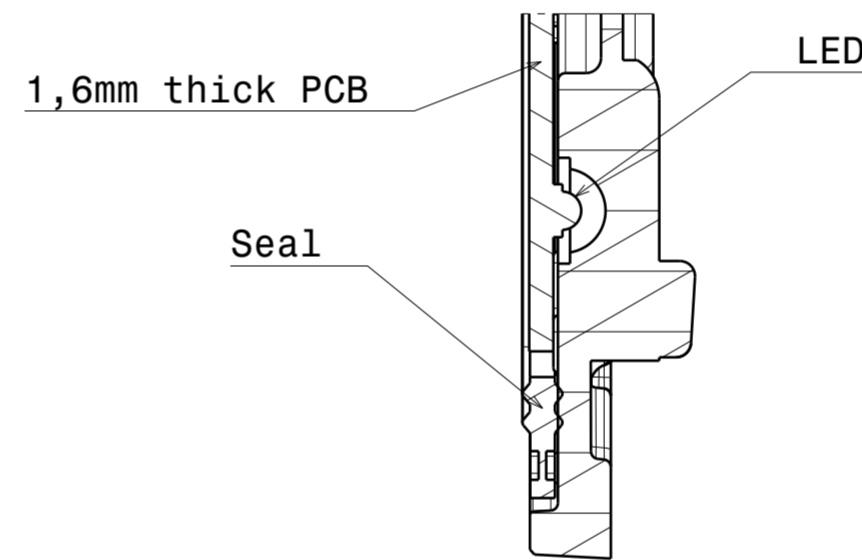
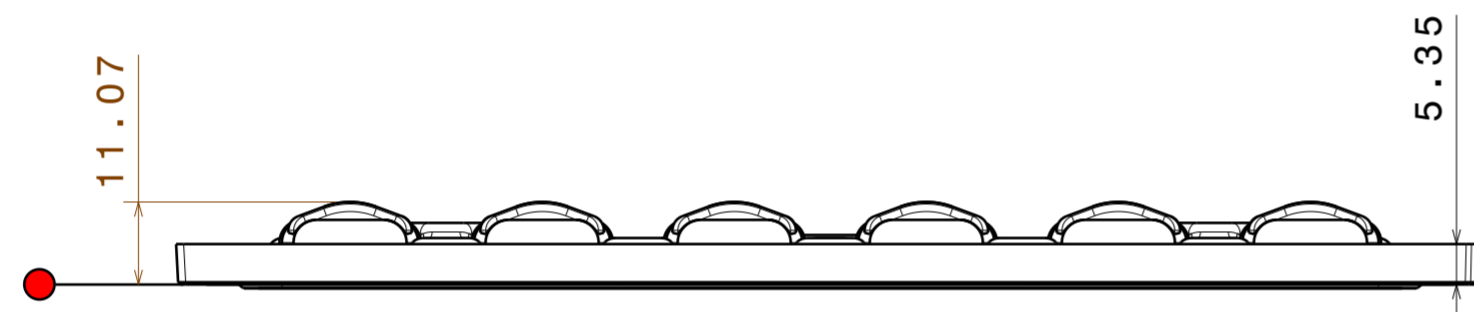
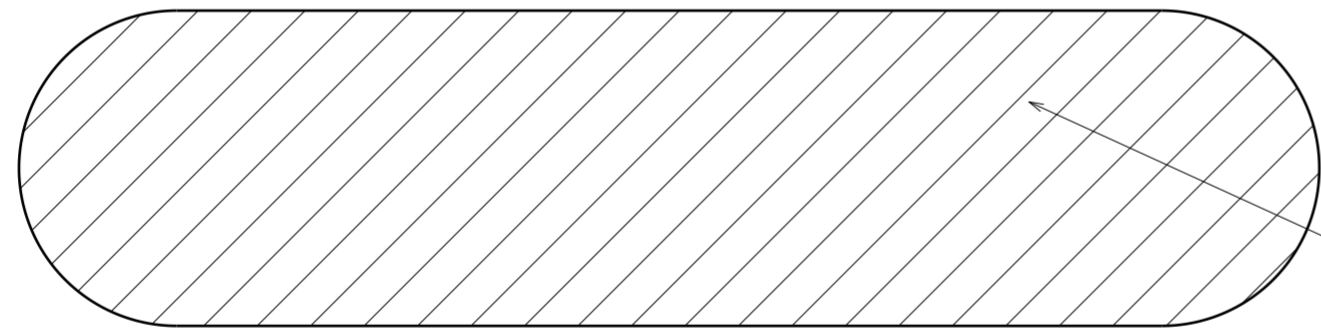


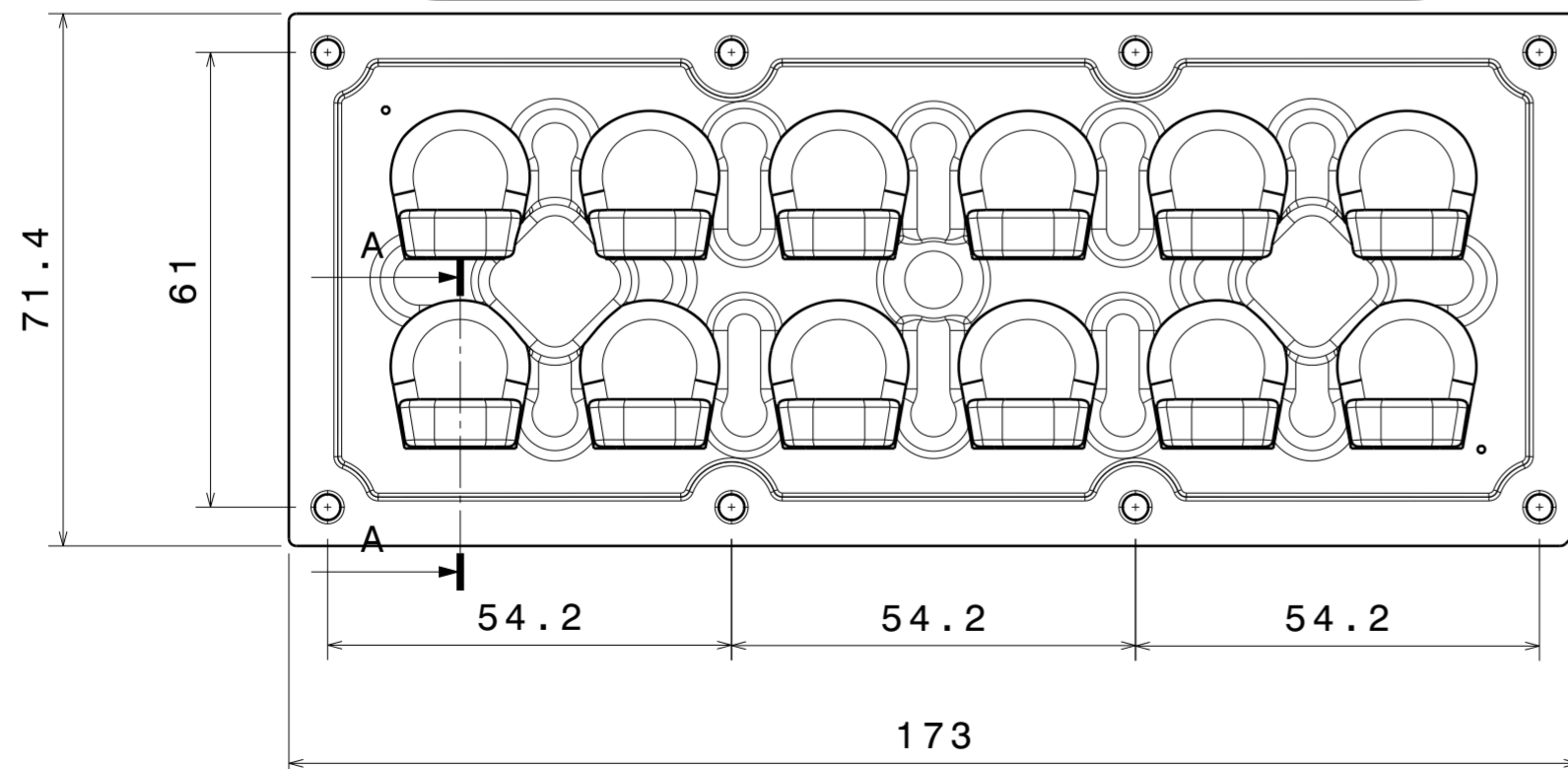
Isometric View  
Scale: 1:1



Section view A-A  
Scale: 2:1



Beam direction



CS19157\_STRADA-IP-2X6-T4-B-PC-90\_

**COMPONENTS**

INDEX	PART	TYPE	COUNT	MATERIAL	COLOR / COATING
1	C19155_STRADA-IP-2X6-T4-B-PC-90	LENS	1	PC	clear
2	C14018_2X6-SEAL25	SEAL	1	Silicone	Milky

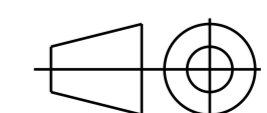
**MECHANICAL DRAWING**

PRODUCT  
**STRADA-2X6**



Plastic moulding general tolerances according to DIN 16901-130 and applies if not otherwise shown in the drawing. Silicone moulding general tolerances according to ISO 3302-1 Class M3 and applies if not otherwise shown in the drawing.

FIRST ANGLE PROJECTION:



This drawing is the property of LEDiL Oy. It may not be copied or otherwise distributed without prior written permission from LEDiL Oy.

SCALE 1:1

WEIGHT 58,5g

A2 SHEET 1/1

**Notes**

- Heatsink level.
- LED location
- Ensure LED fitting from a product specific 3D model available from [www.ledil.com](http://www.ledil.com)
- For more details about installation please see LEDiL Installation Guide on [www.ledil.com](http://www.ledil.com)