

OLGA

Ø32 mm elegant indoor lighting family for wide range of LEDs up to 7070 size LED packages

OLGA is a compact size powerhouse providing uniform lighting for any indoor space. Special optical design eliminates unwanted colour artefacts from the beam and makes it suitable for tunable white applications. Compatible with a wide range of LEDs up to 7070 size packages.

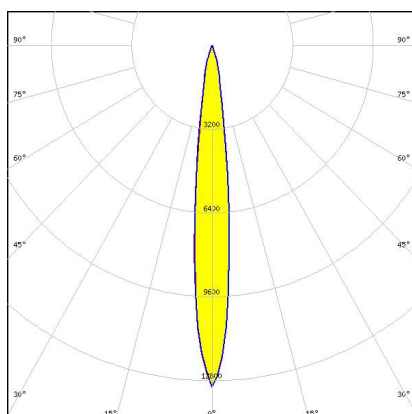
OLGA

Variant available as a standalone lens or as an assembly with holder and installation tape



PRODUCTS:

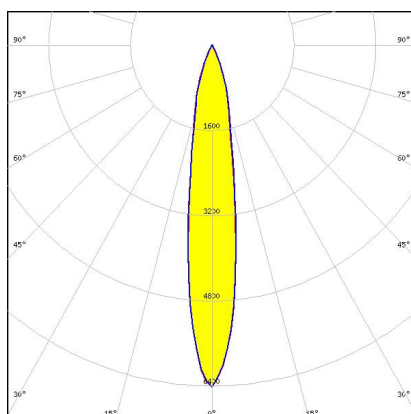
C16671_OLGA-RS



Dimensions: 29.7 mm x 29.7 mm
Height: 18.36 mm

~9° spot beam with flange. Optimized for high-power 3535 size LED packages.

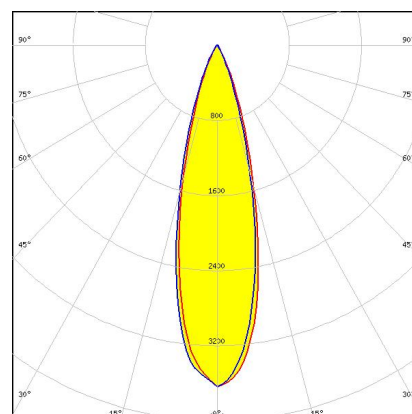
L20118_OLGA-RS2



Dimensions: 29.7 mm x 29.7 mm
Height: 18.18 mm

~5° spot beam assembly with flange.
Optimised for high-power 3535 size LED packages.

C16124_OLGA-M

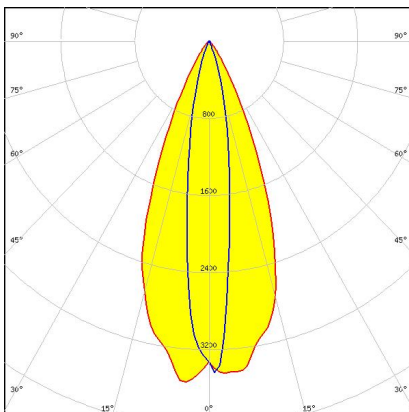


Dimensions: 30.0 mm x 30.0 mm
Height: 18.45 mm

~30° medium beam with flange

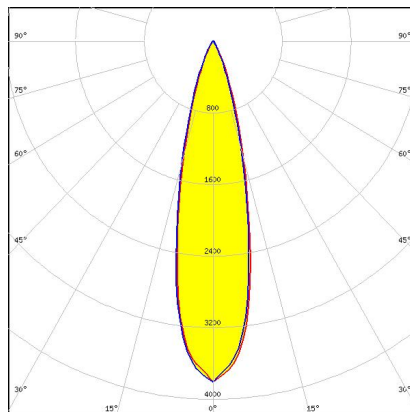
PRODUCTS:

C16673_OLGA-O



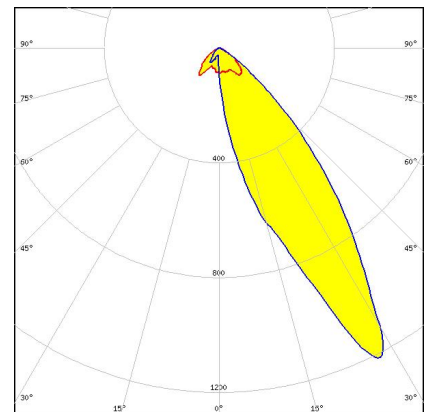
Dimensions: 29.7 mm x 29.7 mm
Height: 18.33 mm
 ~20° + 40° oval beam

C16123_OLGA-S



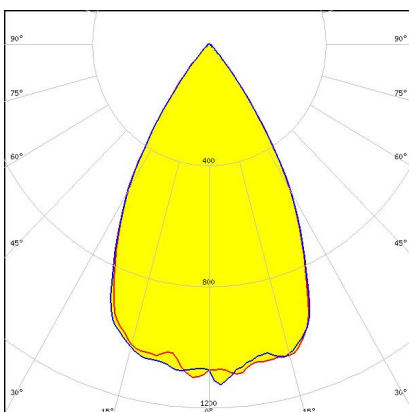
Dimensions: 30.0 mm x 30.0 mm
Height: 18.45 mm
 ~11° spot beam assembly with flange

C16307_OLGA-WAS



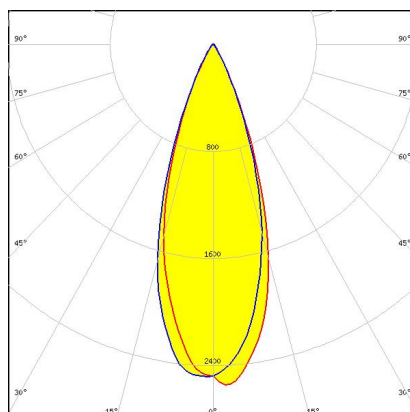
Dimensions: 29.7 mm x 29.7 mm
Height: 17.25 mm
 Asymmetric beam for wall-washing

C18062_OLGA-WW



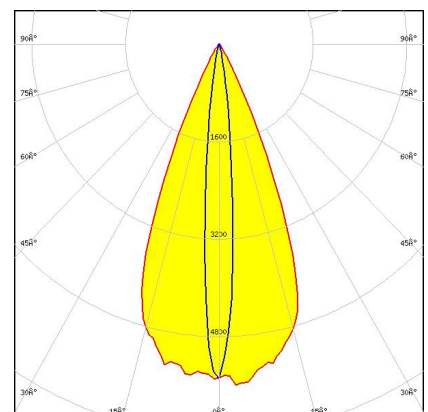
Dimensions: 30.0 mm x 30.0 mm
Height: 18.45 mm
 ~60° wide beam.

C16125_OLGA-W



Dimensions: 30.0 mm x 30.0 mm
Height: 18.45 mm
 ~40° wide beam with flange

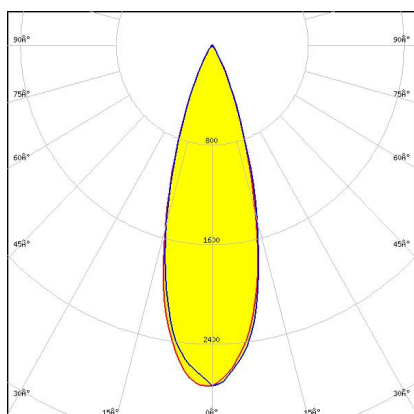
CA16674_OLGA-O



Dimensions: 32.0 mm x 32.0 mm
Height: 19.05 mm
 ~20° + 40° oval beam. Assembly with holder and installation tape.

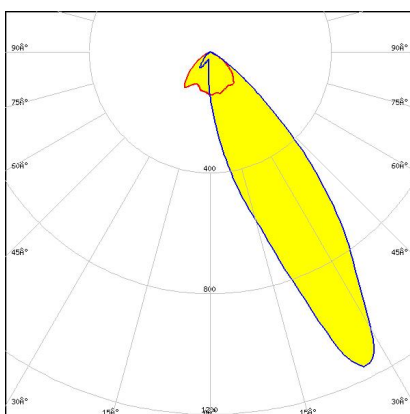
PRODUCTS:

CA16128_OLGA-M



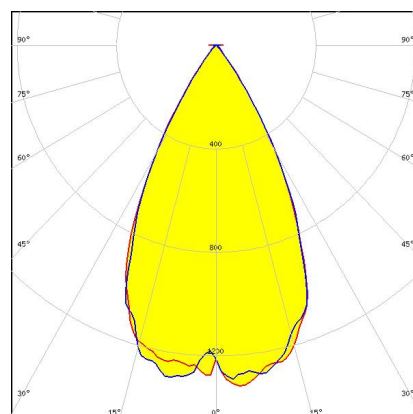
Dimensions: 32.0 mm x 32.0 mm
Height: 19.05 mm
 ~30° wide beam. Assembly with holder and installation tape.

CA16308_OLGA-WAS



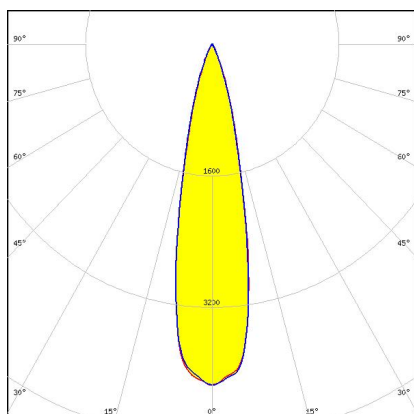
Dimensions: 32.0 mm x 32.0 mm
Height: 20.75 mm
 Asymmetric beam for wall-washing. Assembly with holder and installation tape.

CA18063_OLGA-WW



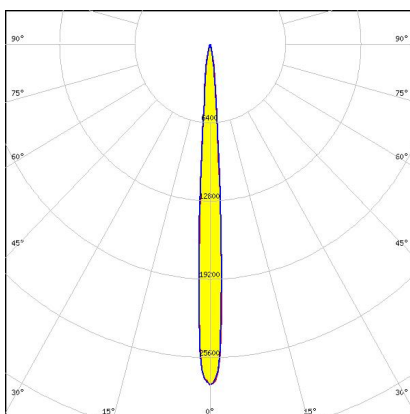
Dimensions: 32.0 mm x 32.0 mm
Height: 19.05 mm
 ~60° wide beam. Assembly with holder and installation tape.

CA16127_OLGA-S



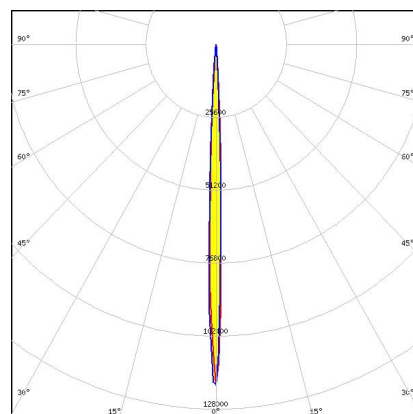
Dimensions: 32.0 mm x 32.0 mm
Height: 19.05 mm
 ~11° spot beam. Assembly with holder and installation tape.

CA16672_OLGA-RS



Dimensions: 32.0 mm x 32.0 mm
Height: 19.05 mm
 ~9° spot beam. Optimized for high-power 3535 size LED packages. Assembly with holder and installation tape.

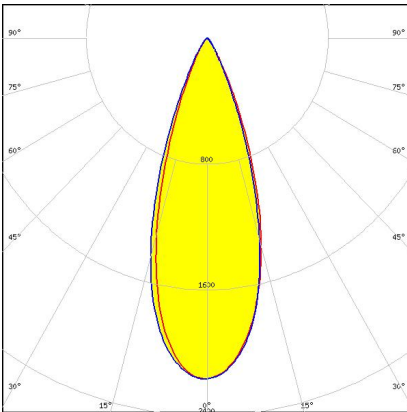
LA20120_OLGA-RS2



Dimensions: 32.0 mm x 32.0 mm
Height: 18.99 mm
 ~5° spot beam. Optimized for high-power 3535 size LED packages. Assembly with holder and installation tape.

PRODUCTS:

CA16129_OLGA-W



Dimensions: 32.0 mm x 32.0 mm

Height: 19.05 mm

~40° wide beam. Assembly with holder
and installation tape.

GENERAL INFORMATION:

NOTE: The typical beam angle will be changed by different color, chip size and chip position tolerance. The typical total beam angle is the full angle measured where the luminous intensity is half of the peak value.

MATERIALS:

As part of our continuous research and improvement processes, and to ensure the best possible quality and availability of our products, LEDiL reserves the right to change material grades without notice.

PRODUCT DATA USER AGREEMENT AND DISCLAIMER:

The measured data in the provided downloadable LEDiL Product Datasheets and Mechanical 2D-Drawings is rounded and provided as reference for planning. LEDiL Oy's optical specifications have been verified by conducting performance testing of the products in accordance with the company's quality system. The reported data are averaged results of multiple measurements with typical variation. LEDiL Oy reserves the right to without prior notification make changes and improvements to its products.

LEDiL Oy assumes neither warranty, nor guarantee nor any other liability of any kind for the contents and correctness of the provided data. The provided data has been generated with highest diligence but the provided data may in reality not represent the complete possible variation range of all intrinsic parameters. Therefore, in certain cases a deviation from the provided data could occur.

LEDiL Oy reserves the right to undertake technical changes of its products without further notification which could lead to changes in the provided data. LEDiL Oy assumes no liability of any kind for the possible deviation from any provided data or any other damage resulting from the usage of the provided data.

The user agrees to this disclaimer and user agreement with the download or usage of the provided files.

LEDiL Oy

Joensuunkatu 7
FI-24100 SALO
Finland

LEDiL Inc.

228 West Page Street
Suite D
Sycamore IL 60178
USA

Ledil Optics Technology (Shenzhen) Co., Ltd.

405 , Block B
Casic Motor Building
Shenzhen 518057
P.R.CHINA

Local sales and technical support

[www.ledil.com/
where_to_buy](http://www.ledil.com/where_to_buy)

Shipping locations

Poznan, Poland
Hong Kong, China

Distribution Partners

[www.ledil.com/
where_to_buy](http://www.ledil.com/where_to_buy)