

LEILA

Lenses for general, wall-washing and sports lighting

LEDiL's well-established LEILA family with symmetric and asymmetric beams. LEILA-G2 comes with a thinner holder design and is backwards compatible with previous generations. The wall-washing beam is designed to be used in groups to provide uniform illumination with a typical installation distance from the wall of 10-20 cm and optimal luminaire spacing of 5-15 cm.

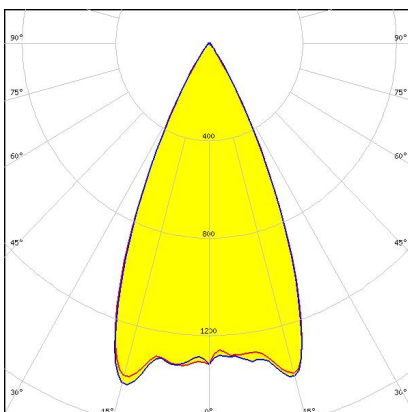
LEILA-SC2

Ø21.6 mm lenses compatible with SOLDER-CLIP-2, optimised for 3535 size LED packages



PRODUCTS:

LP20037_LEILA-SC2-W

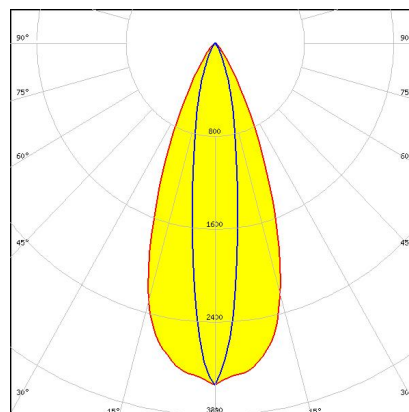


Dimensions: mm x mm

Height: mm

~40° wide beam. Assembly with black SC2-holder.

LP20040_LEILA-SC2-O-90

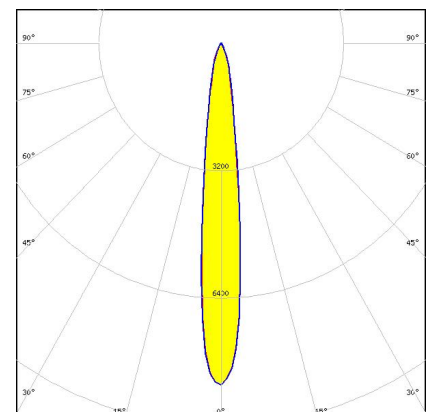


Dimensions: mm x mm

Height: mm

~45° + 15° oval beam. Variant with beam direction rotated 90°. Assembly with black SC2-holder.

LP20043_LEILA-SC2-D-WHT



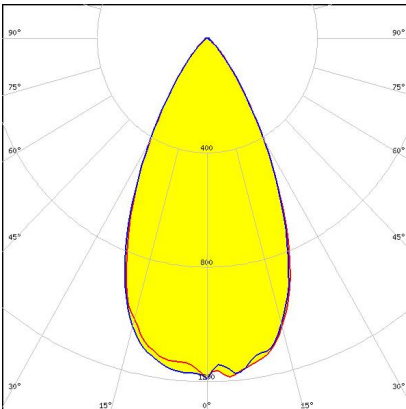
Dimensions: mm x mm

Height: mm

~14° diffused spot beam. Assembly with white SC2-holder.

PRODUCTS:

LP20046_LEILA-SC2-WW-WHT

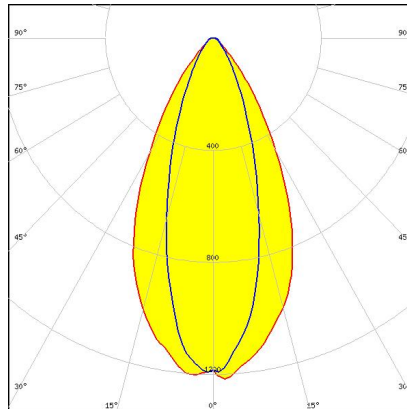


Dimensions: mm x mm

Height: mm

~50° wide beam. Assembly with white SC2-holder.

LP20049_LEILA-SC2-OW-90-WHT

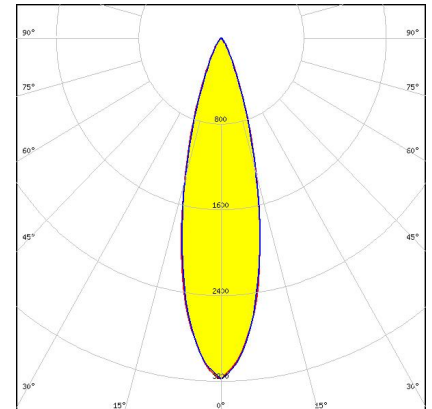


Dimensions: mm x mm

Height: mm

~50° + 30° oval beam. Variant with beam direction rotated 90°. Assembly with white SC2-holder.

LP20036_LEILA-SC2-M

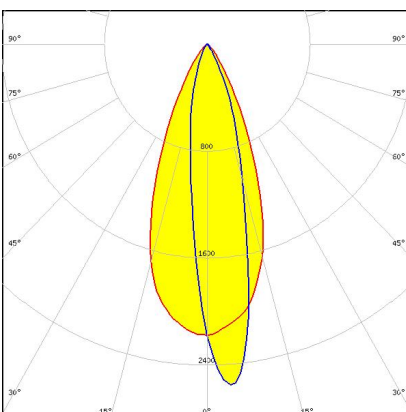


Dimensions: mm x mm

Height: mm

~25° wide beam. Assembly with black SC2-holder.

LP20039_LEILA-SC2-O-90-WAS

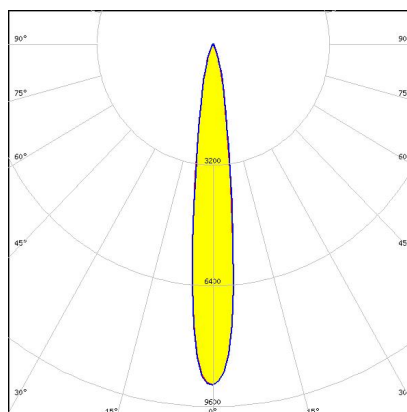


Dimensions: mm x mm

Height: mm

Asymmetric beam for wall-washing. Assembly with black SC2-holder.

LP20042_LEILA-SC2-RS-WHT

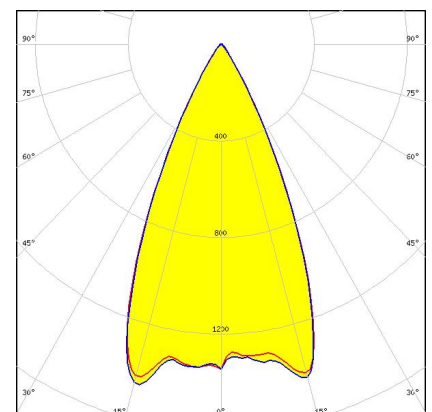


Dimensions: mm x mm

Height: mm

~9.6° spot beam. Assembly with white SC2-holder.

LP20045_LEILA-SC2-W-WHT



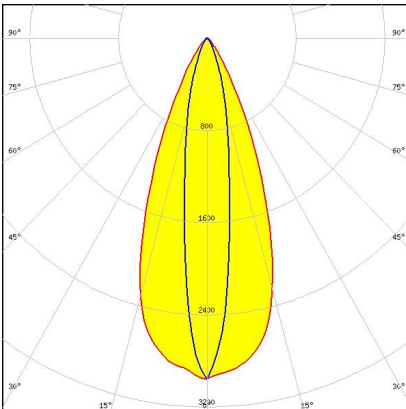
Dimensions: mm x mm

Height: mm

~40° wide beam. Assembly with white SC2-holder.

PRODUCTS:

LP20048_LEILA-SC2-O-90-WHT

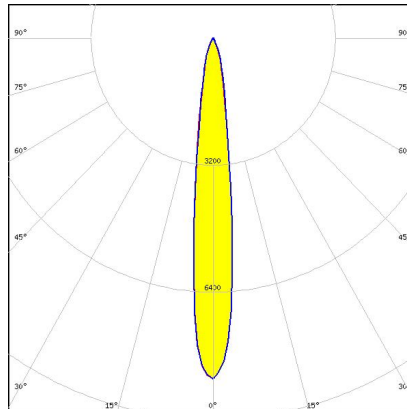


Dimensions: mm x mm

Height: mm

~45° + 15° oval beam. Variant with beam direction rotated 90°. White version.

LP20035_LEILA-SC2-D

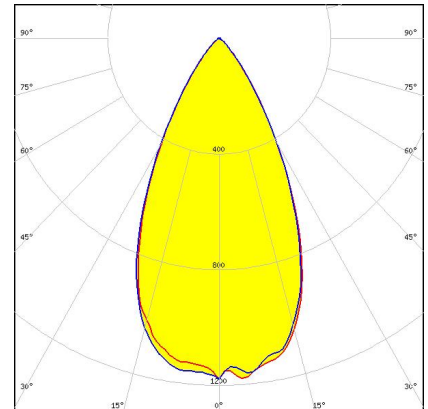


Dimensions: mm x mm

Height: mm

~14° diffused spot beam. Assembly with black SC2-holder.

LP20038_LEILA-SC2-WW

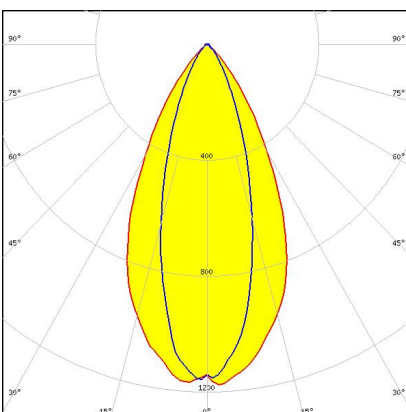


Dimensions: mm x mm

Height: mm

~50° wide beam. Assembly with black SC2-holder.

LP20041_LEILA-SC2-OW-90

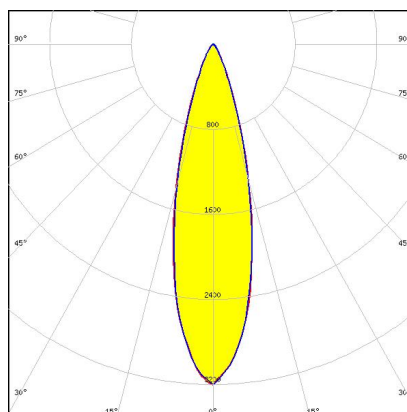


Dimensions: mm x mm

Height: mm

~50° + 30° oval beam. Variant with beam direction rotated 90°. Assembly with black SC2-holder.

LP20044_LEILA-SC2-M-WHT

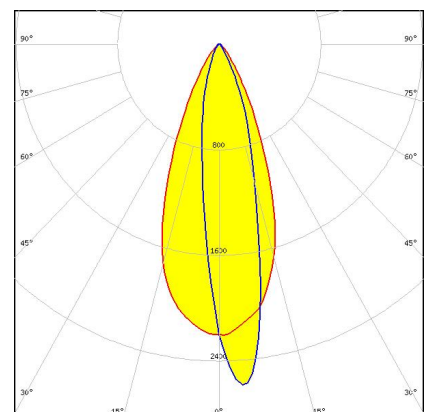


Dimensions: mm x mm

Height: mm

~25° wide beam. Assembly with white SC2-holder.

LP20047_LEILA-SC2-O-90-WAS-WHT



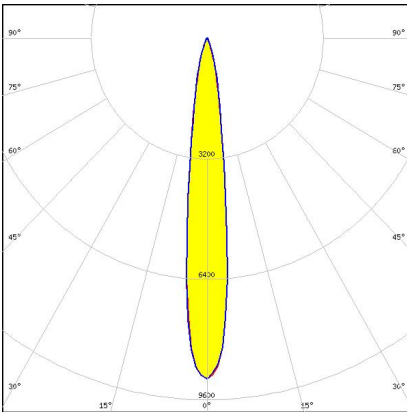
Dimensions: mm x mm

Height: mm

Asymmetric beam for wall-washing. Assembly with white SC2-holder.

PRODUCTS:

LP20034_LEILA-SC2-RS



Dimensions: mm x mm

Height: mm

~9.6° spot beam. Assembly with black
SC2-holder.

GENERAL INFORMATION:

NOTE: The typical beam angle will be changed by different color, chip size and chip position tolerance. The typical total beam angle is the full angle measured where the luminous intensity is half of the peak value.

MATERIALS:

As part of our continuous research and improvement processes, and to ensure the best possible quality and availability of our products, LEDiL reserves the right to change material grades without notice.

PRODUCT DATA USER AGREEMENT AND DISCLAIMER:

The measured data in the provided downloadable LEDiL Product Datasheets and Mechanical 2D-Drawings is rounded and provided as reference for planning. LEDiL Oy's optical specifications have been verified by conducting performance testing of the products in accordance with the company's quality system. The reported data are averaged results of multiple measurements with typical variation. LEDiL Oy reserves the right to without prior notification make changes and improvements to its products.

LEDiL Oy assumes neither warranty, nor guarantee nor any other liability of any kind for the contents and correctness of the provided data. The provided data has been generated with highest diligence but the provided data may in reality not represent the complete possible variation range of all intrinsic parameters. Therefore, in certain cases a deviation from the provided data could occur.

LEDiL Oy reserves the right to undertake technical changes of its products without further notification which could lead to changes in the provided data. LEDiL Oy assumes no liability of any kind for the possible deviation from any provided data or any other damage resulting from the usage of the provided data.

The user agrees to this disclaimer and user agreement with the download or usage of the provided files.

LEDiL Oy

Joensuunkatu 7
FI-24100 SALO
Finland

LEDiL Inc.

228 West Page Street
Suite D
Sycamore IL 60178
USA

Ledil Optics Technology (Shenzhen) Co., Ltd.

405 , Block B
Casic Motor Building
Shenzhen 518057
P.R.CHINA

Local sales and technical support

[www.ledil.com/
where_to_buy](http://www.ledil.com/where_to_buy)

Shipping locations

Poznan, Poland
Hong Kong, China

Distribution Partners

[www.ledil.com/
where_to_buy](http://www.ledil.com/where_to_buy)