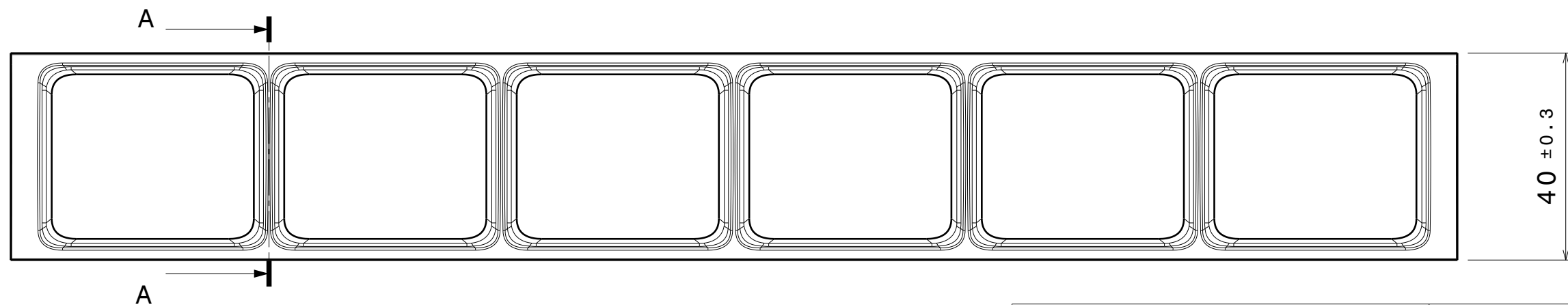
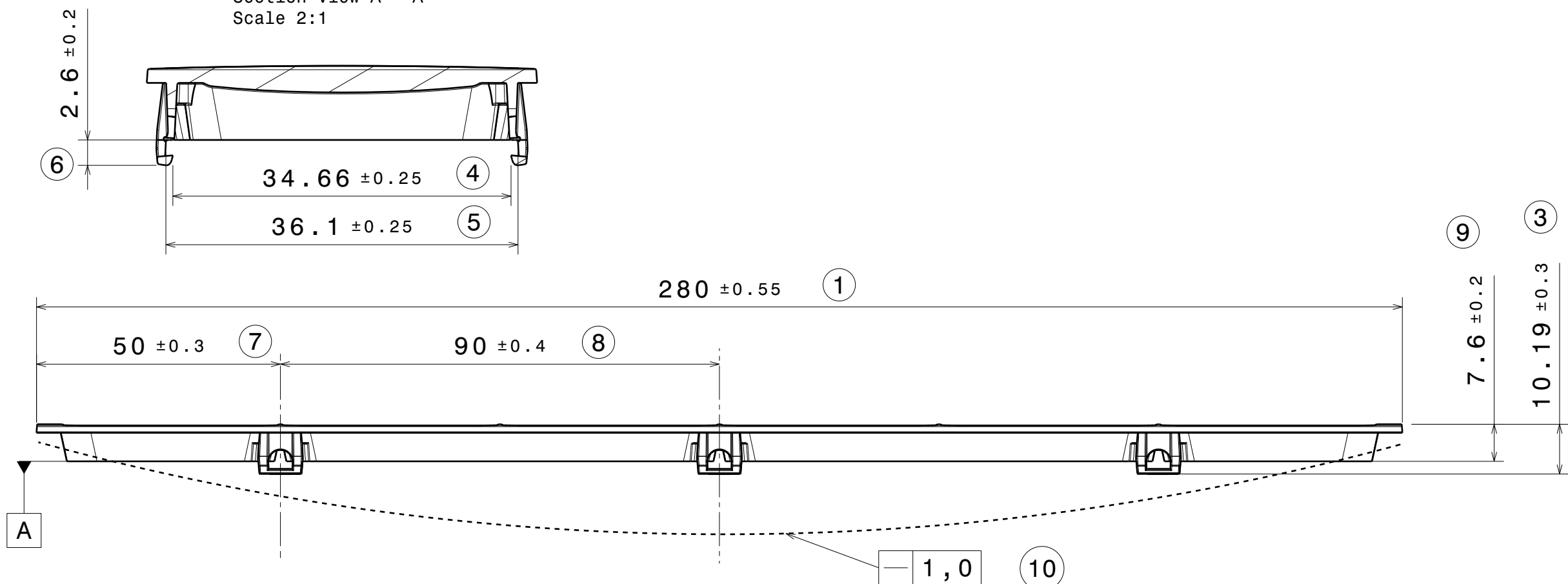


REV	DATE
002	30.10.2024

Section View A - A  
Scale 2:1



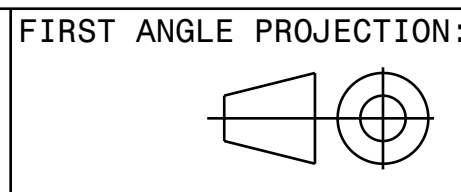
PART	TYPE	MATERIAL	COLOR
C19299_ISLA-6X1-SHD	Accessory	PC	black
C19426_ISLA-6X1-SHD-MET	Accessory	PC	metal, glossy
C19520_ISLA-6X1-SHD-WHT	Accessory	PC	white

**MECHANICAL DRAWING**

FAMILY ISLA

**LEDiL**

Plastic moulding general tolerances according to DIN 16901-130 and applies if not otherwise shown in the drawing. Silicone moulding general tolerances according to ISO 3302-1 Class M3 and applies if not otherwise shown in the drawing.



This drawing is the property of LEDiL Oy. It may not be copied or otherwise distributed without prior written permission from LEDiL Oy.

SCALE	1:1	WEIGHT	13,8 g	A3	SHEET 1/1
-------	-----	--------	--------	----	-----------

- Notes**
- PCB or heatsink level.
  - LED location
- Ensure LED fitting from a product specific 3D model available from [www.ledil.com](http://www.ledil.com)
- For more details about installation please see LEDiL Installation Guide on [www.ledil.com](http://www.ledil.com)