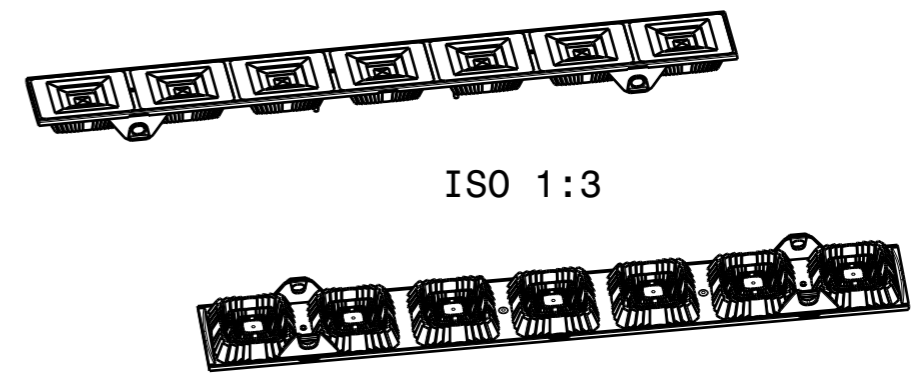
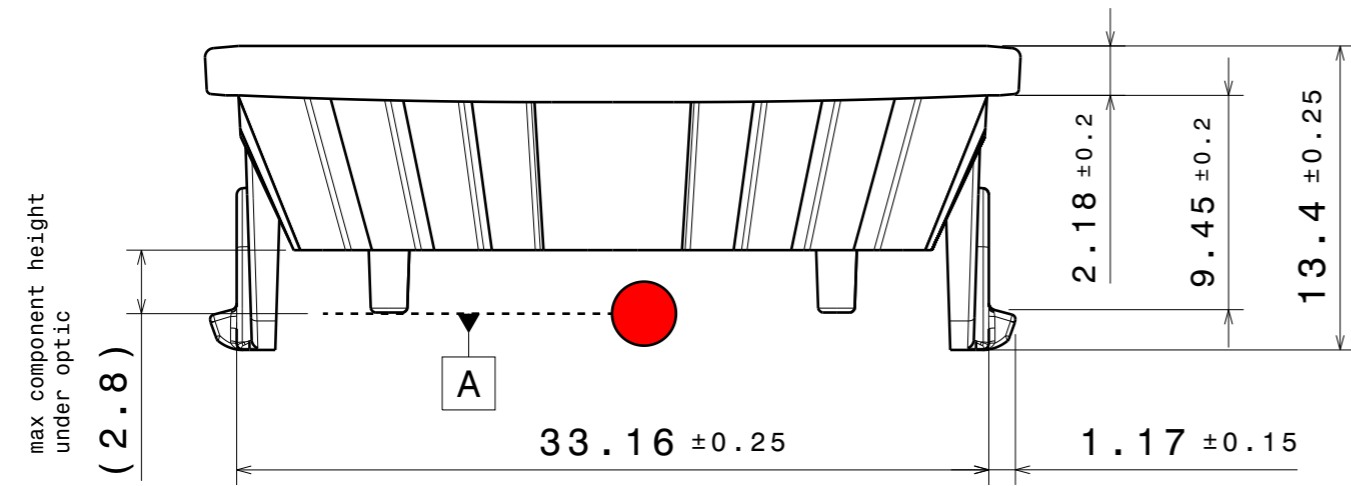
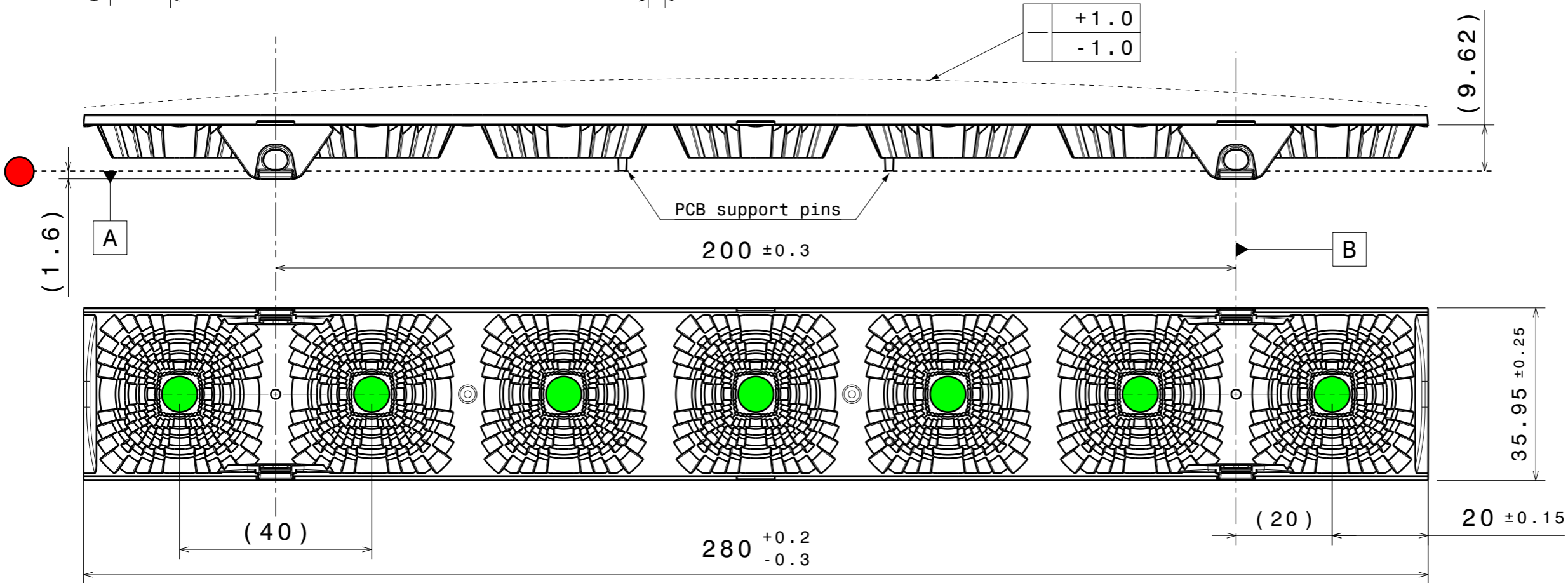


REV	DATE
002	18.04.2024

Front 3:1



ISO 1:3



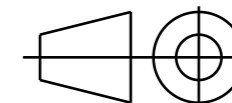
PART	TYPE	MATERIAL	COLOR / COATING
C18327_BRIANNA-7X1-W_021_MechanicalModel_002	Lens	PMMA	clear

MECHANICAL DRAWING

PRODUCT
BRIANNA

Plastic moulding general tolerances according to DIN 16901-130 and applies if not otherwise shown in the drawing. Silicone moulding general tolerances according to ISO 3302-1 Class M3 and applies if not otherwise shown in the drawing.

FIRST ANGLE PROJECTION:



LEDiL

This drawing is the property of LEDiL Oy. It may not be copied or otherwise distributed without prior written permission from LEDiL Oy.

SCALE 1:1

WEIGHT 53,0 g

A3 SHEET 1/2

Notes

- PCB top surface level
- LED location
- Preferred to use C18353_BRIANNA-CLIP-A or C18354_BRIANNA-CLIP-B for correct LED/PCB level.
- Ensure LED fitting from a product specific 3D model available from www.ledil.com
- For more details about installation please see LEDiL Installation Guide on www.ledil.com

REV	DATE
002	18.04.2024

Assembly Example BRIANNA 7X1 CLIP A

C18497_BRIANNA-7X1-SHD-MATT
 C19448_BRIANNA-7X1-SHD-WHT-MATT

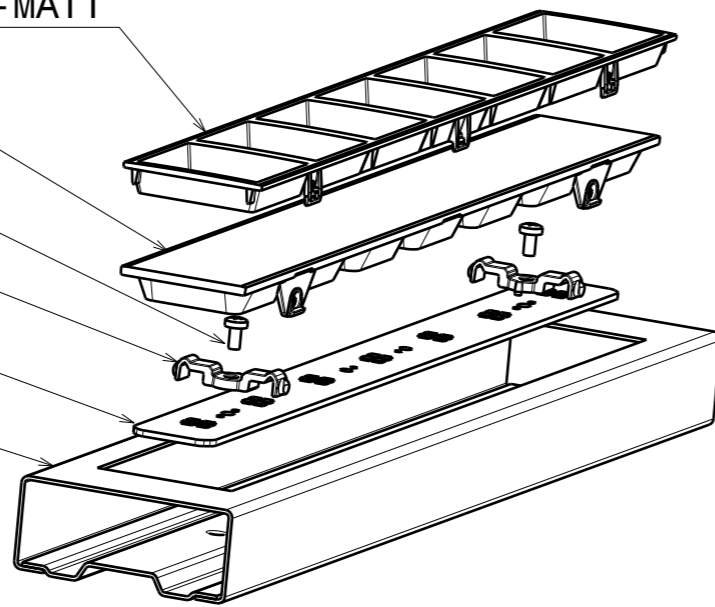
C18327_BRIANNA-7X1-W

M3 Screw

C18353_BRIANNA-CLIP-A

Example of PCB

Example of Sheetmetal



Please Note: If using C18353_BRIANNA-CLIP-A M3 Screws to be used.

Assembly Example BRIANNA 7X1 CLIP B

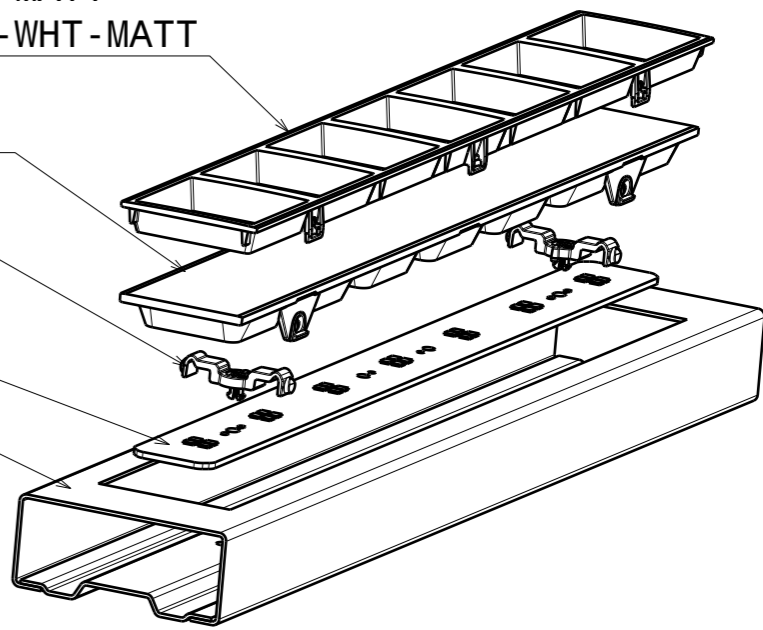
C18497_BRIANNA-7X1-SHD-MATT
 C19448_BRIANNA-7X1-SHD-WHT-MATT

C18327_BRIANNA-7X1-W

C18354_BRIANNA-CLIP-B

Example of PCB

Example of Sheetmetal



Please Note: If using C18354_BRIANNA-CLIP-B, PCB needs separate fixing to the housing for example screws.

COMPONENTS

PART	TYPE	COUNT	MATERIAL	COLOR / COATING
C18327_BRIANNA-7X1-W	LENS	1	PMMA	clear
C18497_BRIANNA-7X1-SHD-MATT	Accessory	1	PC	black
C19448_BRIANNA-7X1-SHD-WHT-MATT	Accessory	1	PC	white
C18353_BRIANNA-CLIP-A	Accessory	2	PC	clear
C18354_BRIANNA-CLIP-B	Accessory	2	PC	clear
Example PCB	PCB	1		
Example Sheetmetal	Sheetmetal	1		
M3 Screw	Screw	2		

MECHANICAL DRAWING		LEDiL
PRODUCT BRIANNA		
Plastic moulding general tolerances according to DIN 16901-130 and applies if not otherwise shown in the drawing. Silicone moulding general tolerances according to ISO 3302-1 Class M3 and applies if not otherwise shown in the drawing.	FIRST ANGLE PROJECTION: 	This drawing is the property of LEDiL Oy. It may not be copied or otherwise distributed without prior written permission from LEDiL Oy.
SCALE 1:2	WEIGHT	A3 SHEET 2/2

Notes

	PCB or heatsink level.
	LED location
	Ensure LED fitting from a product specific 3D model available from www.ledil.com
	For more details about installation please see LEDiL Installation Guide on www.ledil.com