

ADELIA-70-W

~36° wide beam

SPECIFICATION:

Dimensions	Ø 69.7 mm
Height	42.8 mm
Fastening	snaps
ROHS compliant	yes ⓘ

MATERIALS:

Component	Type	Material	Colour	Finish	Coating
ADELIA-70-W	Reflector	Aluminium	metal	gloss	Anodized



ORDERING INFORMATION:

Component	Qty in box	MOQ	MPQ	Box weight (kg)
C18425_ADELIA-70-W » Box size: 400 x 300 x 300 mm	840	70	70	13.3

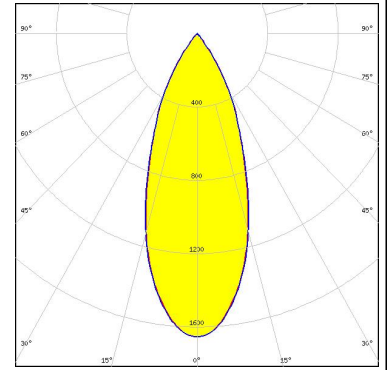
OPTICAL RESULTS (MEASURED):

bridgelux

LED V18 Gen 8-9
FWHM / FWTM 40.0° / 71.0°
Efficiency 83 %
Peak intensity 1.7 cd/lm
LEDs/each optic 1
Light colour/type White

Required components:

C18432_ADELIA-ADAPTER-C
Bender Wirth: 639b Hekla XL



Light distribution files

OPTICAL RESULTS (SIMULATED):

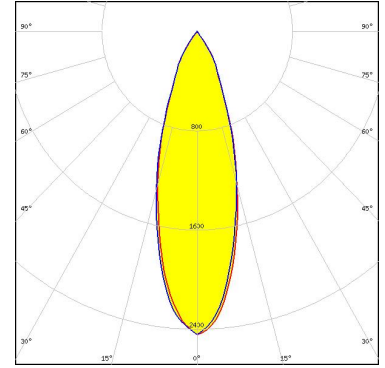


LED V10 Gen 8-9
FWHM / FWTM 32.0° / 65.0°
Efficiency 87 %
Peak intensity 2.4 cd/lm
LEDs/each optic 1
Light colour/type White

Required components:

C18431_ADELIA-ADAPTER-B

BJB: 47.360.1020



Light distribution files

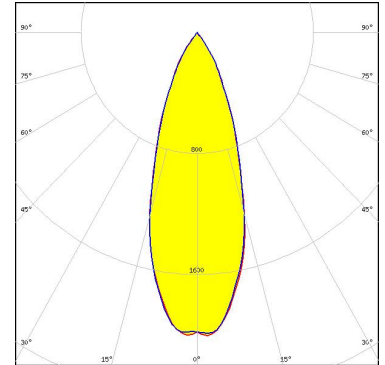


LED V13 Gen 8-9
FWHM / FWTM 36.0° / 66.0°
Efficiency 84 %
Peak intensity 2 cd/lm
LEDs/each optic 1
Light colour/type White

Required components:

C18432_ADELIA-ADAPTER-C

Bender Wirth: 633c Hekla



Light distribution files

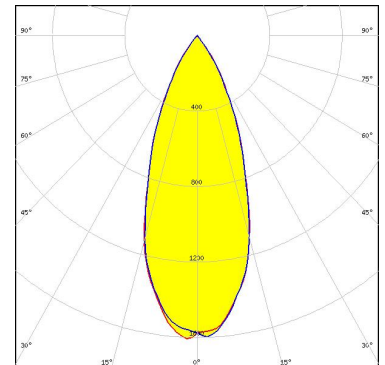


LED V18 Gen 8-9
FWHM / FWTM 40.0° / 70.0°
Efficiency 78 %
Peak intensity 1.6 cd/lm
LEDs/each optic 1
Light colour/type White

Required components:

C18432_ADELIA-ADAPTER-C

Bender Wirth: 639b Hekla XL



Light distribution files

OPTICAL RESULTS (SIMULATED):



LED V22 Gen 8-9
FWHM / FWTM 40.0° / 70.0°
Efficiency 75 %
Peak intensity 1.5 cd/lm
LEDs/each optic 1
Light colour/type White

Required components:

C18432_ADELIA-ADAPTER-C

Bender Wirth: 631b Hekla XL

Light distribution files

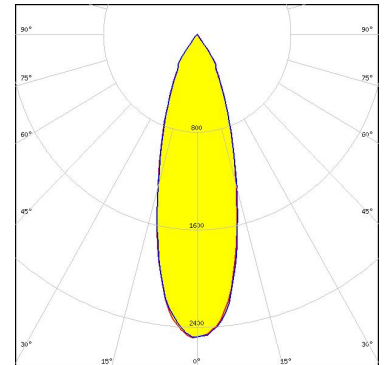


LED V6 HD Gen 7
FWHM / FWTM 30.2 + 31.2° / 68.4°
Efficiency 93 %
Peak intensity 2.5 cd/lm
LEDs/each optic 1
Light colour/type White

Required components:

F15253_HEKLA-SOCKET-A

C18432_ADELIA-ADAPTER-C



Light distribution files

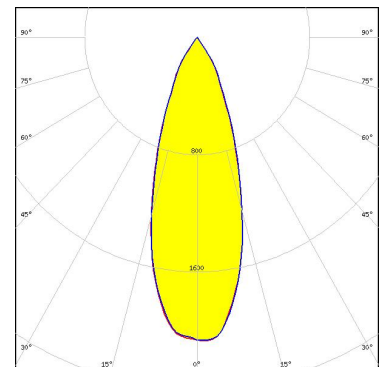


LED VERO13
FWHM / FWTM 34.0° / 66.0°
Efficiency 83 %
Peak intensity 2.1 cd/lm
LEDs/each optic 1
Light colour/type White

Required components:

C18264_HEKLA-SOCKET-VERO18

C18432_ADELIA-ADAPTER-C



Light distribution files

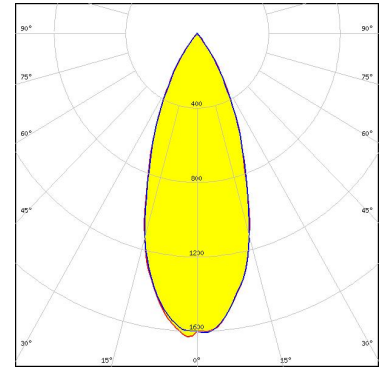
OPTICAL RESULTS (SIMULATED):



LED VERO18
FWHM / FWTM 40.0° / 70.0°
Efficiency 80 %
Peak intensity 1.6 cd/lm
LEDs/each optic 1
Light colour/type White

Required components:

C18264_HEKLA-SOCKET-VERO18
C18432_ADELIA-ADAPTER-C



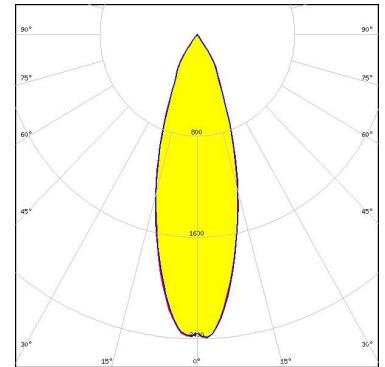
Light distribution files



LED CMU10xx
FWHM / FWTM 32.0° / 66.0°
Efficiency 87 %
Peak intensity 2.4 cd/lm
LEDs/each optic 1
Light colour/type White

Required components:

C18431_ADELIA-ADAPTER-B



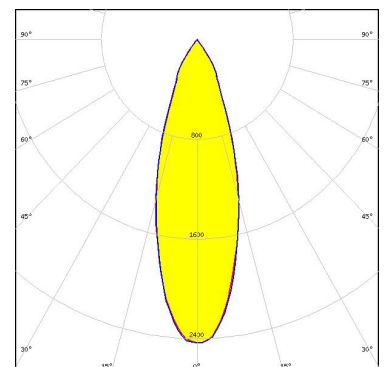
Light distribution files



LED LC003D / LC006D / LC009D / LC013D
FWHM / FWTM 32.2° / 66.4°
Efficiency 90 %
Peak intensity 2.4 cd/lm
LEDs/each optic 1
Light colour/type White

Required components:

F17435_HEKLA-G2-C
C18432_ADELIA-ADAPTER-C



Light distribution files

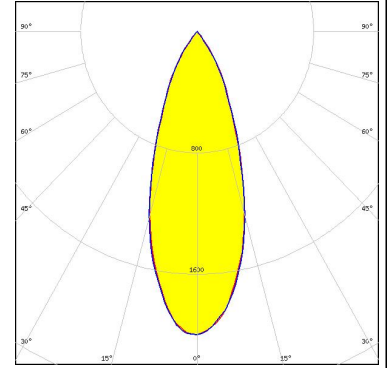
OPTICAL RESULTS (SIMULATED):

SAMSUNG

LED	LC016D / LC019D / LC026D / LC033D
FWHM / FWTM	36.2° / 68.4°
Efficiency	87 %
Peak intensity	2 cd/lm
LEDs/each optic	1
Light colour/type	White

Required components:

F17438_HEKLA-G2-I
C18432_ADELIA-ADAPTER-C



Light distribution files

GENERAL INFORMATION:

NOTE: The typical beam angle will be changed by different color, chip size and chip position tolerance. The typical total beam angle is the full angle measured where the luminous intensity is half of the peak value.

Due to use of high power COB's with this product, special attention to proper thermal design is highly recommended. LEDiL has no liability for direct, indirect or consecutive damages arising from the LEDiL products being used outside of the recommended temperature range.

MATERIALS:

As part of our continuous research and improvement processes, and to ensure the best possible quality and availability of our products, LEDiL reserves the right to change material grades without notice.

PRODUCT DATA USER AGREEMENT AND DISCLAIMER:

The measured data in the provided downloadable LEDiL Product Datasheets and Mechanical 2D-Drawings is rounded and provided as reference for planning. LEDiL Oy's optical specifications have been verified by conducting performance testing of the products in accordance with the company's quality system. The reported data are averaged results of multiple measurements with typical variation. LEDiL Oy reserves the right to without prior notification make changes and improvements to its products.

LEDiL Oy assumes neither warranty, nor guarantee nor any other liability of any kind for the contents and correctness of the provided data. The provided data has been generated with highest diligence but the provided data may in reality not represent the complete possible variation range of all intrinsic parameters. Therefore, in certain cases a deviation from the provided data could occur.

LEDiL Oy reserves the right to undertake technical changes of its products without further notification which could lead to changes in the provided data. LEDiL Oy assumes no liability of any kind for the possible deviation from any provided data or any other damage resulting from the usage of the provided data.

The user agrees to this disclaimer and user agreement with the download or usage of the provided files.

LEDiL Oy

Joensuunkatu 13
FI-24240 SALO
Finland

LEDiL Inc.

228 West Page Street
Suite D
Sycamore IL 60178
USA

Ledil Optics Technology (Shenzhen) Co., Ltd.

405 , Block B
Casic Motor Building
Shenzhen 518057
P.R.CHINA

Local sales and technical support

[www.ledil.com/
where_to_buy](http://www.ledil.com/where_to_buy)

Shipping locations

Poznan, Poland
Hong Kong, China

Distribution Partners

[www.ledil.com/
where_to_buy](http://www.ledil.com/where_to_buy)